




Test on previous spelling rule.

1.	2.	3.	4.	5.
				

**Spelling rule: words containing silent letters.**

**Task 1:** Practise each word in the space below by choosing from the ‘speed spelling’ activities on the back of this page. You might decide to just do one activity or you might want to use a different activity for different words – it is up to you! If you need extra space, use the blank page provided.

subtle	silhouette	rhythm	design	knowledge

**Task 2:** Word investigation! Identify and practise your own words that contain silent letters.


**'Speed Spelling' activity 3**







**FIND THAT WORD!**

Can you find examples of your spelling words around the house? Be creative in your search! You could look in magazines, newspapers, recipe books, the backs of DVDs, video game instructions etc...

Write out the entire sentence that includes your spelling word!

## 'Speed Spelling' activity 1

### Roll and Spell

-  Write the word with your other hand
-  Write the word as fast as you can
-  Write the word with your eyes closed
-  Write the word in a fancy way
-  Write the word in all capital letters
-  Write the word using tiny letters

## 'Speed Spelling' activity 2

