

Test on previous spelling rule.

1.	2.	3.	4.	5.
----	----	----	----	----


Spelling rule: – k sound spelt ‘que’

Task 1: Practise each word in the space below by choosing from the ‘speed spelling’ activities on the back of this page. You might decide to just do one activity or you might want to use a different activity for different words – it is up to you! If you need extra space, use the blank page provided.

antique	unique	boutique	plaque	mosque







Task 2: Put – k sound spelt ‘que’ words into a sentence. Can you start each sentence with a **fronted adverbial**?

Remember to use the correct punctuation and write using your best handwriting.



'Speed Spelling' activity 1

Roll and Spell

-  Write the word with your other hand
-  Write the word as fast as you can
-  Write the word with your eyes closed
-  Write the word in a fancy way
-  Write the word in all capital letters
-  Write the word using tiny letters

'Speed Spelling' activity 2



'Speed Spelling' activity 3

Make your spelling words by cutting letters out of old newspapers or magazines.

