






Test on last week's spellings

1.	2.	3.
4.	5.	6.
7.	8.	9.
10.		

Spelling rule: words with silent letters

Task 1: Practise each word in the space below by choosing from the 'speed spelling' activities on the back of this page. You might decide to just do one activity or you might want to use a different activity for different words – it is up to you! If you need extra space, use the blank page provided.

<p>knowledge </p>	<p>yacht </p>	<p>environment </p>	<p>guarantee </p>	<p>rhythm </p>

Task 2: Word investigation! Identify and practise your own words that have silent letters in them.

'Speed Spelling' activity 1



Speed spelling activity 2

Dotty Spelling!

We would like you to practise writing out your spelling words using only dots! It is up to you how you do these. You might want to use paint on the end of a cotton bud, bright colouring pencils, tissue paper – anything you have available!



Speed Spelling' activity 3

Active Spelling!

Combine your spelling practice with exercise! You might want to spell out your words whilst doing star jumps or as you're running/walking – be creative!

